




LEGEND		
AIRPORT PROPERTY LINE	_____	
ULT. AIRPORT PROPERTY LINE	_____	
EXST. EASEMENT LINE	- - - - -	
STAGE I	STAGE II	STAGE III
		

- | LAND USE GUIDANCE (LUG) | | |
|-------------------------|---|--|
| LUG ZONE | ZONE AREA | DESCRIPTION |
| A | ZONE A INCLUDES THE RUNWAY PROTECTION ZONE, AS DEFINED IN FAA AC 150/5300-13A, SECTION 310 (LATEST CHANGE), AND THE PORTION OF THE APPROACH SURFACE FROM THE EDGE OF THE RUNWAY PROTECTION ZONE TO WHERE EACH APPROACH SURFACE IS 150 FEET OF HEIGHT ABOVE ITS RESPECTIVE RUNWAY END ELEVATION. | LAND SHOULD BE RESERVED FOR ACTIVITIES THAT CAN TOLERATE A HIGH LEVEL OF SOUND EXPOSURE SUCH AS SOME AGRICULTURAL, INDUSTRIAL, AND COMMERCIAL USES. NO RESIDENTIAL DEVELOPMENTS OF ANY TYPE ARE RECOMMENDED. SOUND SENSITIVE ACTIVITIES SUCH AS SCHOOLS, OFFICES, HOSPITALS, CHURCHES, AND LIKE ACTIVITIES SHOULD NOT BE CONSTRUCTED IN THIS AREA UNLESS NO ALTERNATIVE LOCATION IS POSSIBLE. ALL REGULARLY OCCUPIED STRUCTURES SHOULD CONSIDER SOUND CONTROL IN DESIGN. |
| B | ZONE B INCLUDES THE PORTION OF THE APPROACH SURFACE FROM THE EDGE OF ZONE A TO 10,000 FEET FROM THE INNER EDGE OF THE APPROACH SURFACE, AND THE AREA FORMED BY OFFSETTING THE PRIMARY SURFACE EDGE OUTWARD BY 1,500 FEET AND EXTENDING ITS ENDS AND SQUARING THEM OFF AT THE EDGE OF ZONE A. | ACTIVITIES WHERE UNINTERRUPTED COMMUNICATION IS ESSENTIAL SHOULD CONSIDER SOUND EXPOSURE IN DESIGN. GENERALLY, RESIDENTIAL DEVELOPMENT IS NOT CONSIDERED A SUITABLE USE ALTHOUGH MULTIFAMILY DEVELOPMENTS WHERE SOUND CONTROL FEATURES HAVE BEEN INCORPORATED IN BUILDING DESIGN MIGHT BE CONSIDERED. OPEN-AIR ACTIVITIES AND OUTDOOR LIVING WILL BE AFFECTED BY AIRCRAFT SOUND. THE CONSTRUCTION OF AUDITORIUMS, SCHOOLS, CHURCHES, HOSPITALS, THEATERS, AND LIKE ACTIVITIES SHOULD BE AVOIDED WITHIN THIS ZONE WHERE POSSIBLE. |
| C | ZONE C INCLUDES THE AREAS OF THE TRANSITIONAL AND HORIZONTAL SURFACES NOT PART OF ZONES A OR B. | FEW ACTIVITIES WILL BE AFFECTED BY AIRCRAFT SOUNDS, ALTHOUGH BUILDING DESIGNS FOR ESPECIALLY SOUND SENSITIVE ACTIVITIES SUCH AS AUDITORIUMS, CHURCHES, SCHOOLS, HOSPITALS, AND THEATERS SHOULD CONSIDER SOUND CONTROL IN AREAS CLOSEST TO THE AIRPORT. DETAILED STUDIES BY QUALIFIED PERSONNEL ARE RECOMMENDED FOR OUTDOOR AMPHITHEATERS AND LIKE PLACES OF PUBLIC ASSEMBLY IN THE GENERAL VICINITY OF THE AIRPORT. |
| D | ZONE D IS IDENTICAL IN AREA TO THE CONICAL ZONE.

*THESE ZONES ARE NOT SHOWN BECAUSE THEY ARE OUTSIDE THE LIMITS OF THIS PLAN SHEET. | NO SPECIAL CONSIDERATIONS |